



# VET-OR1200 series

## VETERINARY ENDOSCOPE CATALOGUE



# VET-OR1200HD Imaging Processor

|             |                       |  |             |             |   |                      |
|-------------|-----------------------|--|-------------|-------------|---|----------------------|
| Observation | Video Signal Outputs  | Y/C, DVI, AV   | Observation | Freeze/Back | HD images can be frozen, saved and reviewed |                      |
|             | Image Enhancement     | profile enhance, 0-3 steps   |             | Power       | Voltage                                     | ~110V/220V AC (±10%) |
|             | Brightness Adjustment | 9 steps  |             |             | Frequency                                   | 50Hz/60Hz            |
|             | IRIS                  | Average, Peak  |             | Air pump    | Air flow                                    | ≥5L/min              |
|             | AGC                   | Electronic emphasis on mucosal morphology or outline to enhances the sharpness of the endoscopic image |             |             | Air pressure                                | 30-80kPa             |
|             | W.B                   | Press the switch W.B to achieve the white balance adjustment   |             | Lighting    | Bulb  | LED                  |
|             | Photo/ Record         | HD images / video can be saved   |             |             | Colour temperature                          | ≥5500K               |

# VET-OR1200R & VET-OR1200RH Compatible with OTV


AOHUA VET-OR1200R & VET-OR1200RH are based on the newest digital technology. With optionally available camera head, which can be connected to flexible endoscopes or rigid endoscopes.



# HD image

Megapixel Display HD display, true representation

High-definition image display, more details, clearly looking into any subtle changes before the eyes.



# (HbE) Hemoglobin Enhancement

The powerful upgraded HbE function can better highlight the hemoglobin in the blood and has obvious invigorating effect on the possible blood-flow direction in the diseased tissue.



# USB Function

The USB interface can be used to store video and still images using U disk.

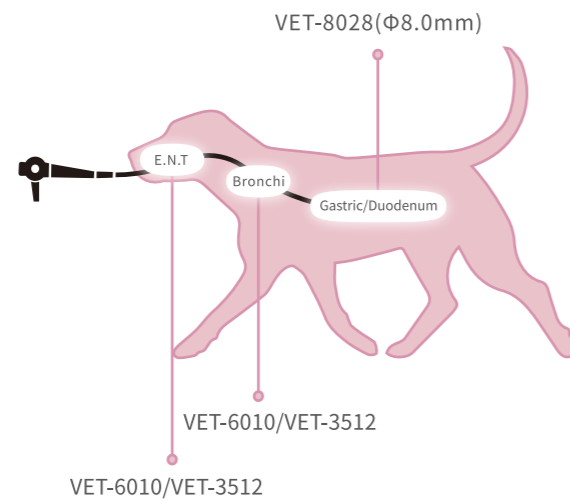


# Veterinary Endoscopes Companion Animal

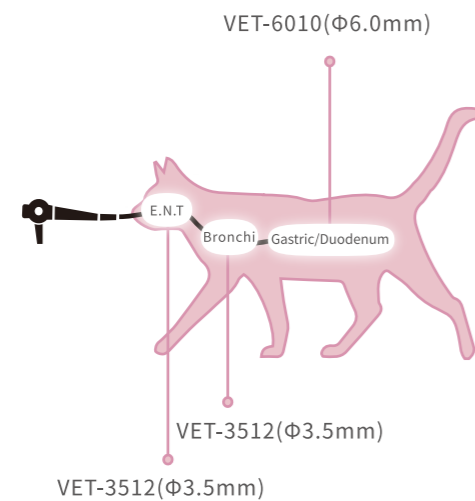
With the extended length and sleek design, Aohua multipurpose veterinary endoscopes are ideal for numerous companion animal applications.

Upper and lower gastrointestinal endoscopy is perhaps the most widely indicated application of endoscopy in companion animals. A partial list of indications includes regurgitation, dysphagia, salivation, nausea, vomiting, hematemesis, melena, anorexia, diarrhea, weight loss, hematochezia, fecal mucus and tenesmus.

## Canine



## Feline



## VET-8028

|                                |                   |
|--------------------------------|-------------------|
| Working length                 | 1500 mm           |
| Diameter of distal-end         | 8.0 mm            |
| Diameter of instrument channel | 2.8 mm            |
| Range of bending               | U210°D90° R/L100° |



## VET-8015

|                                |                   |
|--------------------------------|-------------------|
| Working length                 | 1500 mm           |
| Diameter of distal-end         | 8.5 mm            |
| Diameter of instrument channel | 2.0 mm            |
| Range of bending               | U210°D90° R/L100° |



AOHUA VET-3512 has a broad range of applications including ear, nose, throat, urinary tract and bladder amongst others. The video bronchoscope is the perfect solution for surgery or diagnosis.

## VET-3512

|                                |            |
|--------------------------------|------------|
| Working length                 | 600 mm     |
| Diameter of distal-end         | 3.5 mm     |
| Diameter of instrument channel | 1.2 mm     |
| Range of bending               | U160°D130° |



## VET-6010

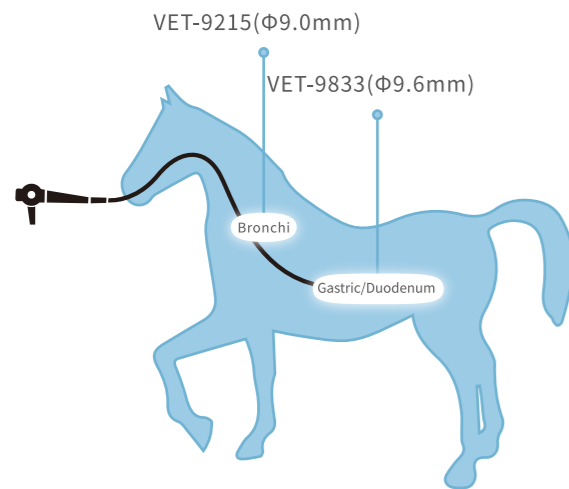
|                                |                   |
|--------------------------------|-------------------|
| Working length                 | 1000 mm           |
| Diameter of distal-end         | 6.0 mm            |
| Diameter of instrument channel | 2.2 mm            |
| Range of bending               | U210°D90° R/L100° |



## Large Animal Video Endoscopes

With the extended length and sleek design, Aohua multipurpose veterinary endoscopes are ideal for numerous large animal applications, including: Gastroscopy, Esophagoscopy, Tracheoscopy, Rhinoscopy, Pharyngoscopy and Laryngoscopy. Large working channel facilitates bigger biopsies to ensure a more accurate diagnosis. Uniform image brightness, even under difficult lighting conditions.

### Equine



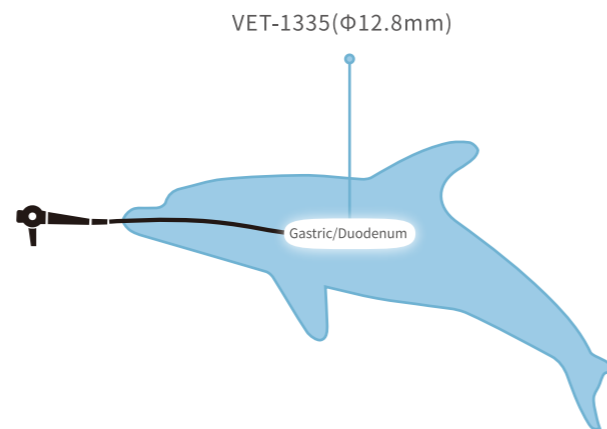
### VET-9833

|                                |                   |
|--------------------------------|-------------------|
| Working length                 | 3300 mm           |
| Diameter of distal-end         | 9.6 mm            |
| Diameter of instrument channel | 2.8 mm            |
| Range of bending               | U210°D90° R/L100° |

### VET-9215

|                                |                   |
|--------------------------------|-------------------|
| Working length                 | 1500 mm           |
| Diameter of distal-end         | 9.0 mm            |
| Diameter of instrument channel | 2.8 mm            |
| Range of bending               | U210°D90° R/L100° |

### Dolphins



### VET-1335

|                                |                 |
|--------------------------------|-----------------|
| Working length                 | 3500 mm         |
| Diameter of distal-end         | 12.8 mm         |
| Diameter of instrument channel | 3.7 mm          |
| Range of bending               | U/D180° R/L160° |



## Veterinary Endoscopic Accessories and Stent



### Biopsy

- Disposable Biopsy Forceps
- Disposable Cytology Brush

### Polypectomy

- Disposable Snare
- Disposable Hot Biopsy Forceps

### Foreign Body Removal

- Disposable Grasping Forceps

### Cleaning

- Disposable Cleaning Brush

### Stent

- Esophageal Stent
- Tracheal and Bronchial Stent
- Intestinal Canal Stent
- Individual Stent



## Reporting System Software

- Video and picture recording;
- Patient Reporting multiple outlets and multi languages;
- DICOM compatible;
- Friendly installation and operation.



## Medical Monitor & Mobile Trolley

### Monitor

- 19 inch medical grade monitor
- It can restore medical image truly and accurately.
- High brightness, high contrast ratio and wide viewing angle

### Mobile Trolley

- Medical Mobile trolley with small size and light weight, easy to install and move.

